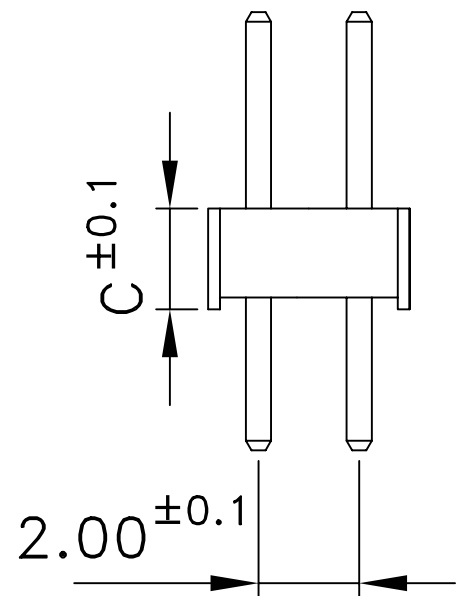
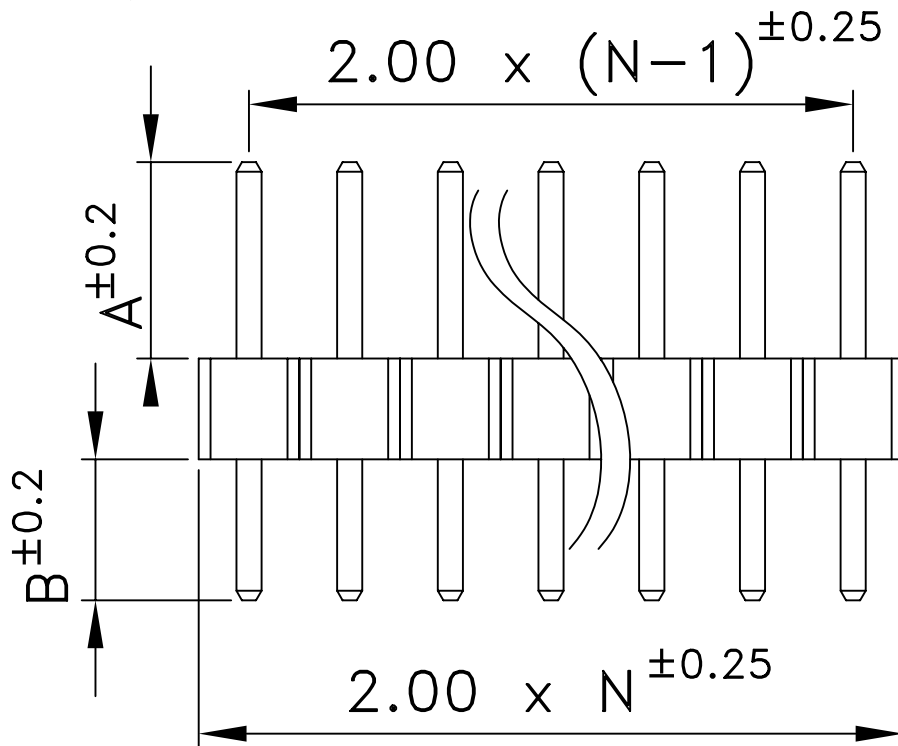
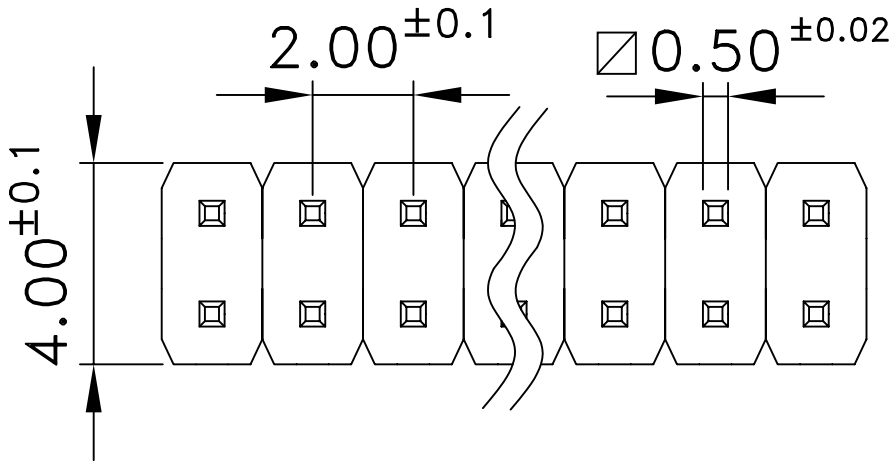


CM-200-D-2x (XX) -1- (YY) - A/B/C

(XX) = N = number of contacts between 02 and 50

Put the desired dimensions for A, B and C in mm unit



Plating:

- (YY) = FG = gold flash (standard)
- (YY) = G1 = gold 0.12µm
- (YY) = G2 = gold 0.25µm
- (YY) = G3 = gold 0.50µm
- (YY) = G4 = gold 0.75µm
- (YY) = TF = pure tin flash
- (YY) = T1 = pure tin 5µm
- (YY) = FS = selective gold flash
- (YY) = S1 = selective gold 0.12µm
- (YY) = S2 = selective gold 0.25µm
- (YY) = S3 = selective gold 0.50µm
- (YY) = S4 = selective gold 0.75µm

THIS DRAWING IS THE PROPERTY OF FIORTECH FACTORY AND IT CAN NOT BE USED, REPRODUCED AND OR LOANED TO THIRD PARTIES WITHOUT THE WRITTEN PERMISSION OF FIORTECH

QUESTO DISEGNO È DI PROPRIETÀ DELLA DITTA FIORTECH E NON PUÒ ESSERE USATO, E/O CEDUTO A TERZI SENZA IL PERMESSO SCRITTO DELLA FIORTECH

 UNIT:mm	ELECTRICAL PROPERTIES Current rate: 1 Ampère Insulation resistance: 5000MΩ min. Contact resistance: 20mΩ max. Dielectric Voltage: 500V AC for 1 minute	MECHANICAL PROPERTIES Operating temperature: -40°C + +105°C Peak temperature: 160° for 5+10 sec PCB recommended holes: ø0.90mm	INSULATOR HEIGHT (C) 1.5mm ; 2.0mm are available.
-------------	---	--	--

INDEX	DATE	MODIFICATION OCCURRED	VISA Scale
-------	------	-----------------------	------------

TOLERANCES FOR FREE DIMENSIONS											Material: Pin: copper alloy Insulator: Nylon 6T (UL94V0)	Date of creation 16-02-06		
ANGULAR VALUES	FROM 0.5 TO 3.0	FROM >3.0 TO 6.0	FROM >6.0 TO 10.0	FROM >10.0 TO 18.0	FROM >18.0 TO 30.0	FROM >30.0 TO 50.0	FROM >50.0 TO 80.0	FROM >80.0 TO 120.0	FROM >120.0 TO 180.0	FROM >180.0 TO 250.0			FROM >250.0 TO 315.0	Designer Chiappini R.
±2°	±0.125	±0.150	±0.180	±0.215	±0.260	±0.310	±0.370	±0.435	±0.500	±0.575			±0.650	

Part number: CM-200-D-2x (XX) -1- (YY) -A/B/C

Drawing number: _____

Index: _____

File: _____

Description: Double row straight male connector pitch 2.00mm

